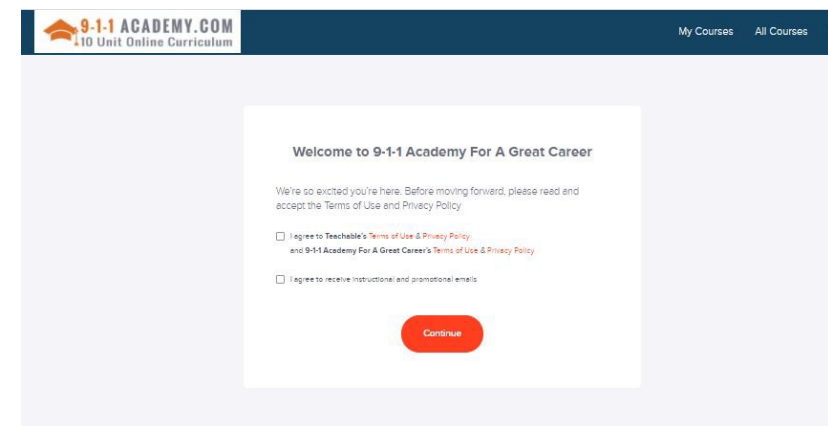
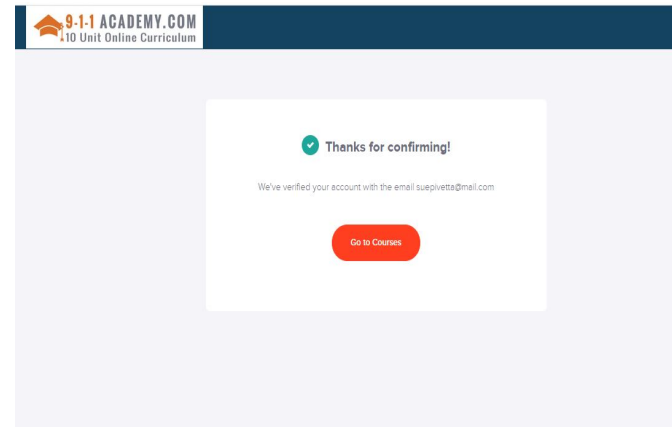
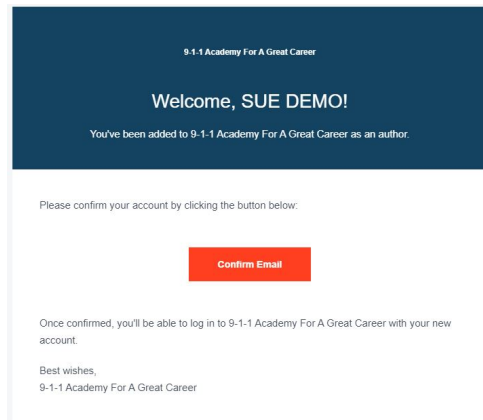


Getting Started

Your New 9-1-1Academy Course

STEP ONE: You will receive an invite from Teachable to join. If you do not receive this invite check SPAM. If not in SPAM contact support@911trainer.com to receive another invite. Teachable 'teachers' are called 'Authors'. Follow the directions to lead you to your course. Confirm email and accept Term Of Service.



9-1-1 Academy For A Great Career

Sue Demo just signed up on 9-1-1 Academy For A Great Career

Here's some information about Sue Demo:

Full Name Sue Demo
Email Address ofawoman@mail.com <<mailto:ofawoman@mail.com>>

Our company will then receive notification that you have successfully signed up.

STEP TWO: Next enter your password - proceed to your course. Not all courses are 'published'. Unpublished courses cannot be viewed – if you want your course unpublished let us know.

9-1-1 ACADEMY.COM
10 Unit Online Curriculum

Set a Password

In the future, you can use this account to access 9-1-1 Academy For A Great Career

Please update your password

Email Address
suepivette@mail.com

Full Name
SUE DEMO

Password X

Confirm Password

I agree to receive instructional and promotional emails

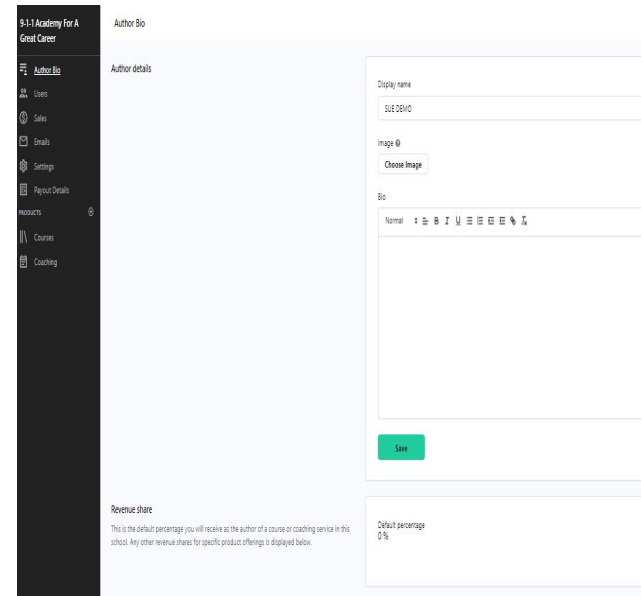
I agree to Teachable's [Terms of Use & Privacy Policy](#) and 9-1-1 Academy For A Great Career's [Terms of Use & Privacy Policy](#)

Finish

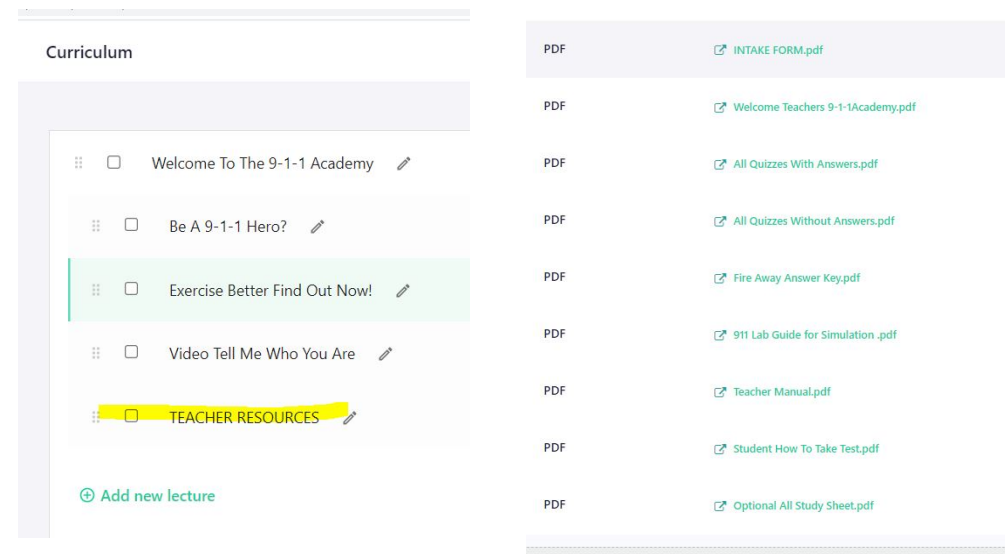
Category: All Author: All Find a course

Course Name	Author	Price
REOC Brockport 9-1-1 Academy	Patrice Mason-Williams	FREE
Nipomo HS 9-1-1 Dispatch Academy	Mrs. Silveira	FREE
Akins 911 Emergency Communications Internship	Carmen Perez	FREE
Junction City 9-1-1 Dispatch Academy	Jeffery Childs	FREE
Cuyahoga Community College 9-1-1 Academy	Melva Henderson	FREE
ELHS Criminal Justice 9-1-1 Academy	Chris Davis	\$129
Southeastern RHS 9-1-1 Training Academy	Renele Olsen	\$129
Rockland BOCES 9-1-1 Dispatch Academy	Marta Cortell	\$129
Muskegon CTC 9-1-1 Dispatch Academy	Karen Reynolds	

STEP THREE: Enter your bio information and picture. The students will see this when they enter the course.



STEP FOUR: Download RESOURCES and either delete or conceal this folder. Very Important Documents!



STEP FIVE: You can hide any lesson you don't wish to use. Some 911 calls may be disturbing to younger students so please review. There are some items we don't allow to be downloaded. Student pdf need to be opened with Reader in order to fill in fields.

The screenshot shows the '9-1-1 ACADEMY.COM' interface for a '10 Unit Online Curriculum'. The page is titled 'Course Curriculum' and shows a 'DEMO COURSE' that is '0% COMPLETE'. The main content area is divided into sections: 'Welcome To The 9-1-1 Academy', 'Unit 1 - Wild Calling 9-1-1 - About This Career', and 'Unit 2 - Emergency Call Taking'. Each section contains a list of lessons with 'Start' buttons. The first lesson, 'Be A 9-1-1 Hero?', is highlighted in orange and has a 'Start next lecture >' button above it. The lessons in Unit 1 include reading a manual, current events, and several videos. The lessons in Unit 2 include reading a manual, skill exercises, and more videos.

9-1-1 ACADEMY.COM
10 Unit Online Curriculum

DEMO COURSE

0% COMPLETE

Course Curriculum

Your Instructor

Course Curriculum

Start next lecture > Be A 9-1-1 Hero?

Welcome To The 9-1-1 Academy

- Be A 9-1-1 Hero? Start
- Exercise Better Find Out Now! Start
- New Lecture (6:30) Start

Unit 1 - Wild Calling 9-1-1 - About This Career

- Read Unit 1 of the 9-1-1 Emergency Communications Manual Start
- 9-1-1 Current Events 2021 Start
- Video 4 Min in Dispatch (4:00) Start
- Video 9-1-1 Awesome Career (6:33) Start
- Video Way To Go Sister Shot (20:49) Start
- Quiz Unit 1 Start

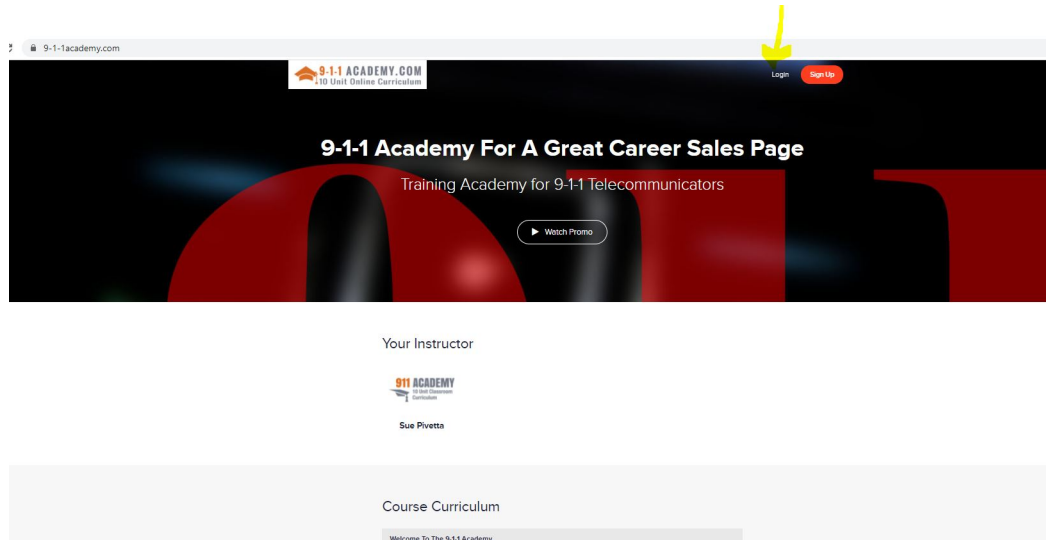
Unit 2 - Emergency Call Taking

- Read Unit 2 of the 9-1-1 Emergency Communications Manual Start
- Skill Exercise Funny 911 Calls Start
- Skill Exercise Can You Describe Him? Start
- Video Karl's Law (1:29) Start
- Videos Sinking Car Get Out First (5:56) Start
- Video Way to Go Suicidal Molester (21:13) Start
- Quiz Unit 2 Start

STEP SIX: Enrolling Students. Add Students NO pw so they will get the same email invite as you. Send students an email inviting to enroll with the 'coupon code' we sent you (your course in all caps). If 20 seats were purchased, you will have 20 coupons. If you don't use all 20 this course, you can use seats in future courses in the same school year only.

The screenshot displays the 'Students' management page. On the left is a dark sidebar with navigation icons and labels: '9-1-1 Academy For A Great Career', 'USERS', 'Students' (highlighted), 'Leads', 'Owners', 'Authors', 'Affiliates', and 'Custom'. The main content area is titled 'Students' and features a search bar with the text 'Search for a user by name or email'. Below the search bar, there is a filter section with 'Enrolled In Specific Course(s)' and a search input containing 'DEMO COURSE'. A 'Save Filter' toggle is visible. In the top right corner, there are three buttons: 'Export CSV', 'Email Students', and 'Add Students' (circled in yellow). The central area displays a 'No Users Found' message with an illustration of user cards and the text: 'No users match the selected filters. Adjust filters above and try again.' At the bottom, there is a link: 'Learn more about managing users in the Teachable Knowledge Base'.

To log out and log back in go to www.9-1-1Academy.com Login - My course.



If you sign in at different computer you will need to confirm that device.

Login attempt on a new device

 notifications+7860a534@m.teachable.com
To sue@911trainer.com

If there are problems with how this message is displayed, click here to view it in a web browser.
Click here to download pictures. To help protect your privacy, Outlook prevented automatic download of some pictures in this message.



You're getting this email because you attempted to log in to your account from a new device. Enter the code below to confirm this device.

Please note that you must enter the code on the same device you are confirming.

Confirmation code (valid for 24 hours):
GDENIJ

You can also [click here](#) to confirm your device.

Below are the details of the login attempt. If this was not you, please [reset your account password](#).

- Date: 2021-05-24 19:48:23 UTC
- Location*: Tacoma, US
- IP address: 2603:3023:a8c:9800:3519:fc05:1171:76d9
- Device: Chrome Windows

*The location is approximate and determined by the IP address.

9-1-1 Academy For A Great Career

Progress Reports

DEMO FOR TEACHERS

LECTURES

WELCOME TO THE 9-1-1 ACADEMY

Be A 9-1-1 Hero?
🕒 Incomplete

Exercise Better Find Out Now!
🕒 Incomplete

New Lecture
🕒 Incomplete

UNIT 1 - WILD CALLING 9-1-1 - ABOUT THIS CAREER

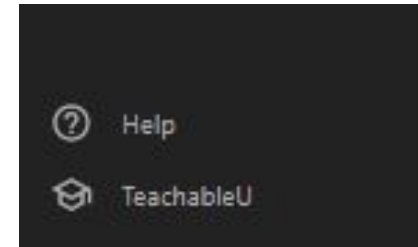
You will be able to view LECTURE COMPLETIONS. You can enter INFORMATION and make notes and change student pw. You can see the number of logins, last login. Under enrollments you can see their progress in the course.

Help?

Lower right corner of the Dashboard is **Help** and **TeachableU** with tons of how to links and videos.

Below is the link for any malfunctions or questions for Teachable Zen Desk. Teachable will answer any operational issues or How To,

Teachable Support <support@teachable.zendesk.com>



Teachable is very responsive to chat and emails. Our company can be contacted regarding 'content' only at 253.435.0911 or support@911trainer.com

Thank you. We want your experience with Teachable to be flawless. And we want your students to have a great experience learning about this GREAT career of 9-1-1. 911PrideTeam